

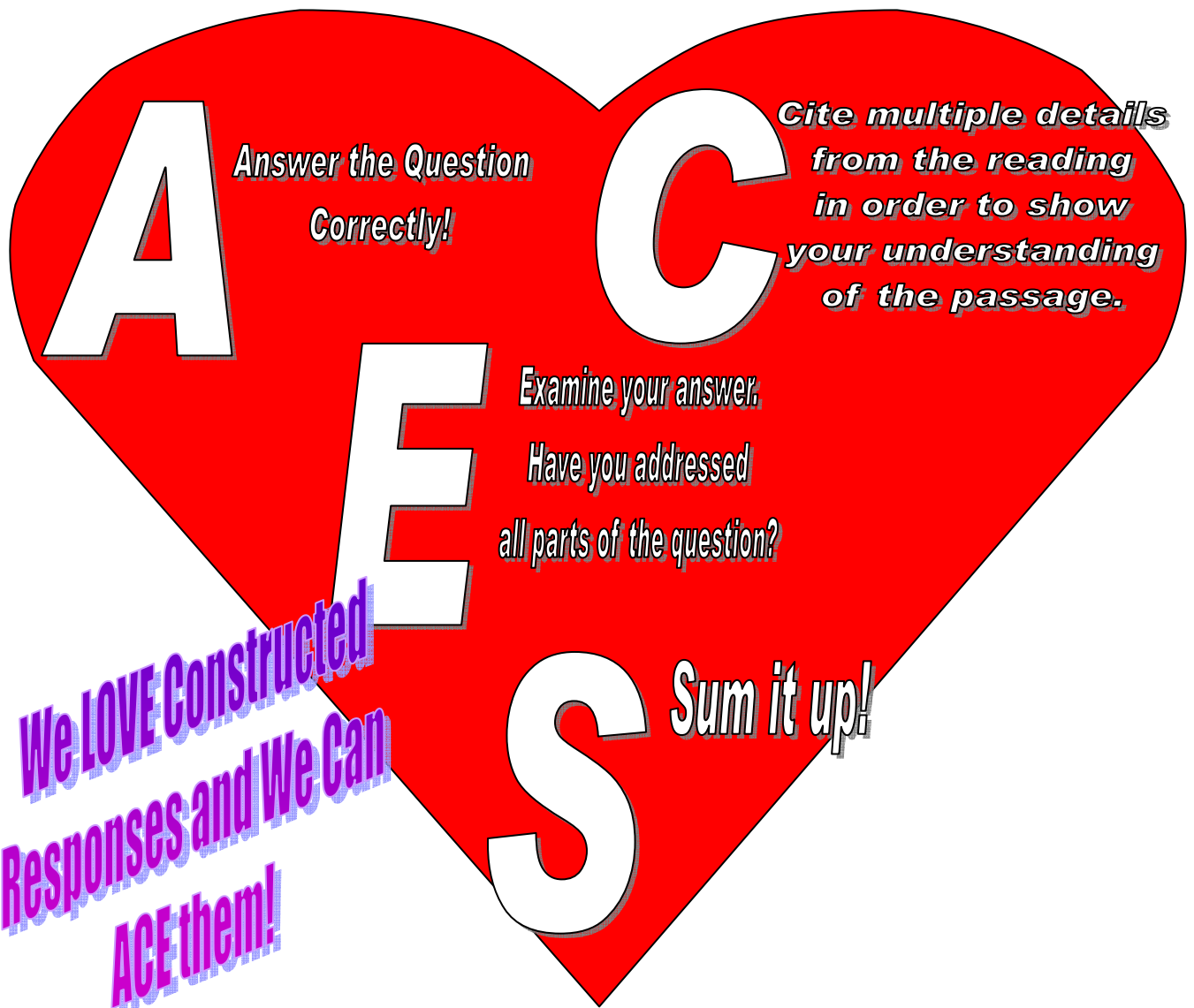


ACE-ing

Constructed Responses

by **Debra Bareño**
& **Holly Young**





Question: Is the princess in the story <u>The Paper Bag Princess</u> a weak and stupid person or a strong and smart one? Give at least three reasons for your choice.					
A	Answer correctly		C	Cite examples	
E	Explain your answer, did you answer all parts of the question?	Sum it up! So...			



A

*Answer the Question
Correctly!*

C

*Cite multiple details
from the reading
in order to show
your understanding
of the passage.*


E

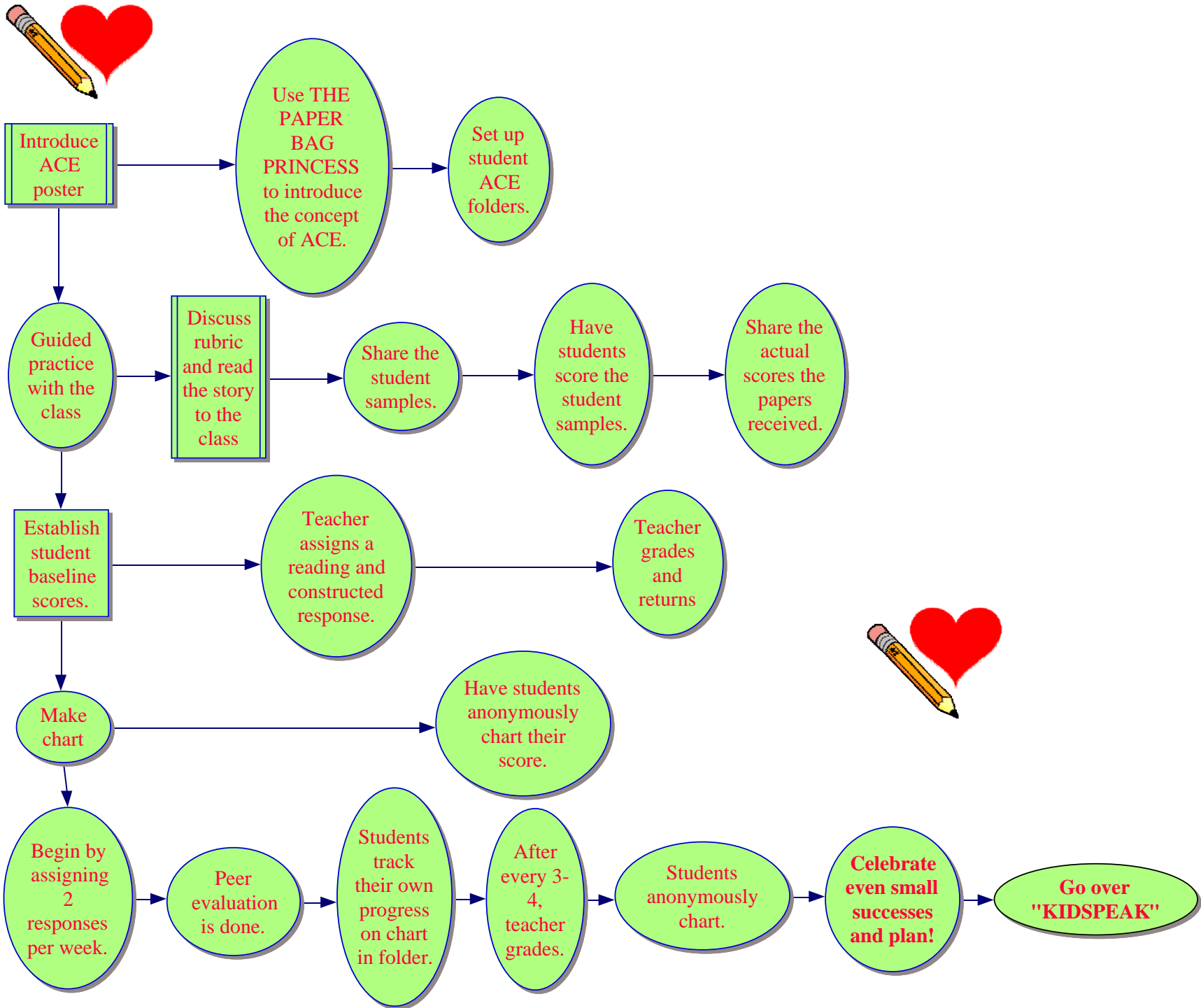
*Examine your answer.
Have you addressed
all parts of the question?*

S

Sum it up!

*We LOVE Constructed
Responses and We Can
ACE them!*





The I Hate Flow Charts Directions



1. Put up a Census chart and have the kids anonymously chart how comfortable they are with Constructed Response (This should be done before you even begin to talk about it.).

**Remember, I have big chart paper if you need it!*

2. Discuss the ACE poster (The kid size one that they'll have in their folder or binder is best).
3. Share the question that they will be answering after they hear the story: Is the princess a weak and stupid person or a strong and smart one? Listen for at least three examples.
3. Read the Paper Bag Princess to them. **This story should be simple enough for SPED and ELL.**
4. Have them answer the question on the first answer sheet.
5. Discuss the ACE rubric (The smaller one from the page of four or the big laminated one).
6. Read the examples together (I suggest using an overhead.).
7. Have them try their hand at scoring each one. This could be done individually, as a group, or as a team. Hey, why not make a game of it! 😊

** The minimally scored one has an example score and **why** it got the score it did.*

1. The next step would be to have them (Maybe once a week or so) answer a Constructed Response question. You can give them one that has to do with whatever you happen to be reading or working on at the time.
2. Have them score their own work using the rubric, and then have another one or two kids in the class score it.
3. They should then chart their scores and if they didn't get all three points, write why.

**Remember, YOU don't need to grade every one! I think I'd do about every third.*

At the beginning you may have to do it more often, but after that...nope!

4. Each time they write a response, have them anonymously chart their progress.
5. Set a goal. "When everyone gets at least 2 points, we'll celebrate!"

LATER...When they really understand the ACE rubric share the actual official rubric and "KIDSPEAK"

Peer Response to Constructed Response

My name _____

Writer's name _____

Yes

No

A- The question is answered correctly.

C- The details cited show an understanding of the reading.

Enough examples are given to answer the question.

E/S- Every part of the question is addressed and answered.

There are no unrelated or inaccurate details.

The paper is summed up.

**If not all parts in the section are not done, no point is given.*

**Circle the parts that are not done.*

Total Points for each "Yes:" _____



This number should not exceed 3!

Teacher Response to Constructed Response

Writer's name _____

Yes

No

A- The question is answered correctly.

C- The details cited show an understanding of the reading.

Enough examples are given to answer the question.

E/S- Every part of the question is addressed and answered.

There are no unrelated or inaccurate details.

The paper is summed up.

**If not all parts in the section are not done, no point is given.*

**Circle the parts that are not done.*

Total Points for each "Yes:" _____



This number should not exceed 3!

Peer Response to Constructed Response:

My name _____

Writer's name _____

Yes No

- A** – The question is answered correctly.
- C** – The details cited show an understanding of the reading.
Enough examples are given to answer the question.
- E** – Every part of the question is addressed and answered.
There are no unrelated or Inaccurate details.
- S-** The paper is summed up.

Total points for each "Yes:" _____

Peer Response to Constructed Response:

My name _____

Writer's name _____

Yes No

- A** – The question is answered correctly.
- C** – The details cited show an understanding of the reading.
Enough examples are given to answer the question.
- E** – Every part of the question is addressed and answered.
There are no unrelated or Inaccurate details.
- S-** The paper is summed up.

Total points for each "Yes:" _____

Peer Response to Constructed Response:

My name _____

Writer's name _____

Yes No

- A** – The question is answered correctly.
- C** – The details cited show an understanding of the reading.
Enough examples are given to answer the question.
- E** – Every part of the question is addressed and answered.
There are no unrelated or Inaccurate details.
- S-** The paper is summed up.

Total points for each "Yes:" _____

Peer Response to Constructed Response:

My name _____

Writer's name _____

Yes No

- A** – The question is answered correctly.
- C** – The details cited show an understanding of the reading.
Enough examples are given to answer the question.
- E** – Every part of the question is addressed and answered.
There are no unrelated or Inaccurate details.
- S-** The paper is summed up.

Total points for each "Yes:" _____

Teacher Response to Constructed Response:

My name _____

Writer's name _____

Yes No

A – The question is answered correctly.

C – The details cited show an understanding of the reading.

Enough examples are given to answer the question.

E – Every part of the question is addressed and answered.

There are no unrelated or inaccurate details.

S- The paper is summed up.

Total points for each "Yes:" _____

Teacher Response to Constructed Response:

My name _____

Writer's name _____

Yes No

A – The question is answered correctly.

C – The details cited show an understanding of the reading.

Enough examples are given to answer the question.

E – Every part of the question is addressed and answered.

There are no unrelated or inaccurate details.

S- The paper is summed up.

Total points for each "Yes:" _____

Teacher Response to Constructed Response:

My name _____

Writer's name _____

Yes No

A – The question is answered correctly.

C – The details cited show an understanding of the reading.

Enough examples are given to answer the question.

E – Every part of the question is addressed and answered.

There are no unrelated or inaccurate details.

S- The paper is summed up.

Total points for each "Yes:" _____

Teacher Response to Constructed Response:

My name _____

Writer's name _____

Yes No

A – The question is answered correctly.

C – The details cited show an understanding of the reading.

Enough examples are given to answer the question.

E – Every part of the question is addressed and answered.

There are no unrelated or inaccurate details.

S- The paper is summed

Total points for each "Yes:" _____

Full Credit

The Paper Bag Princess

Story-Robert Munsch Art-Michael
Martchenko

Constructed Response Question: Is the princess a weak and stupid person or a strong and smart one? Give at least three reasons for your choice.

Answer: I think the princess is a strong and smart person.

Cite Examples: Some examples are:

- She outsmarted the dragon by telling him things that made him feel good and she made him get tired so she can get the prince. She asked him "if it was true he can burn up the forest," and he said, "yes," so he blew until he ran out of fire. She made him fly around the world in ten seconds and he got tired and went to sleep. So she rescued her prince.
- Smart to leave the prince because he only liked her because of her clothes, looks, and what she had, not for who she was.
- Since she had no clothes, she was smart to wear a paper bag.

Did you Answer the question, Cite examples, Explain all parts of the question, and Sum it up? So I think the princess is strong and smart.

The Paper Bag Princess

Story-Robert Munsch Art-Michael Martchenko

Constructed Response Question: Is the princess a weak and stupid person or a strong and smart one? Give at least three reasons for your choice.

Answer: She is a strong and smart princess.

Cite Examples: One example of why she is strong and smart is that she made a dress out of a paper bag and that's pretty smart. Another example is that when her soon to be husband got kidnapped by the dragon she went after him and she wasn't afraid of the dragon. My last example is that she was smart enough to trick the dragon to get tired and fall asleep so she can get Ronald back.

That's why she's smart.

Did you Answer the question, Cite examples, Explain all parts of the question, and Sum it up?

The Paper Bag Princess

Story-Robert Munsch Art-Michael
Martchenko

Partially
Correct

Constructed Response Question: Is the princess a weak and stupid person or a strong and smart one? Give at least three reasons for your choice.

Answer: The princess is a strong and smart person because she defeated the dragon without doing much.

Cite Examples: One example is she made the dragon blow fire, as long and hard as he could until he could barely cook a meatball.

Another example is she made the dragon go around the world as fast as he could until he could barely stand up.

Did you **Answer** the question, **Cite** examples, **Explain** all parts of the question, and **Sum** it up?

Yes, I have explained all parts of the question.

**Minimally
Correct**

The Paper Bag Princess

Story-Robert Munsch Art-Michael
Martchenko

Constructed Response Question: Is the princess a weak and stupid person or a strong and smart one? Give at least three reasons for your choice.

Answer: Smart and strong.

Cite Examples: The princess rescues her prince. If I had a prince I would be smart and strong and would rescue him too. I stand up to more than dragons every day! I think I am much better and smarter and stronger than her too. I am also prettier. I would not have a prince who was so mean, that is how much smarter I am. I can brush my hair and my teeth at the same time. Plus, I can make clothes out of burnt stuff. A paper bag would look better on me than her.

Did you **Answer** the question, **Cite** examples, **Explain** all parts of the question, and **Sum** it up??

**NO
Credit**

The Paper Bag Princess

Story-Robert Munsch Art-Michael

Martchenko

Constructed Response Question: Is the princess a weak and stupid person or a strong and smart one? Give at least three reasons for your choice.

Answer: She is stupid.

Cite Examples: Because she wheres a paper bag.

Did you **Answer** the question, **Cite** examples, **Explain** all parts of the question, and **Sum** it up??

Charting My Progress!

Name _____

Assignment	Date	A	C	E	My Score	Peer Evaluation Score	Teacher Score
My Teacher's Place To Collect and Chart							
When I look at the Response Check Sheet, I realize that I need to get better at...							
My Teacher's Place To Collect and Chart							
When I look at the Response Check Sheet, I realize that I need to get better at...							



Charting My Progress

Name _____

Assignment	Date	A	C	E/ S	My Score	Peer Evaluation Score	Teacher Score
My Teacher's Place To Collect and Chart							
When I look at the Response Check Sheet, I realize that I need to get better at...							
My Teacher's Place To Collect and Chart							
When I look at the Response Check Sheet, I realize that I need to get better at...							



Charting My Progress!

Name _____

Assignment	Date	A	C	E/S	My Score	Peer Evaluation Score	Teacher Score
The Paper Bag Princess	10/21/08	X	X		2		
		X				1 Jose Fresco	
My Teacher's Place to Collect and Chart							
When I look at the Response Check Sheet, I realize that I need to get better at...	I realize that I am writing too much about me and not giving enough examples and details from the story. That's why my peer evaluator did not give me a point in "C." Because of this, and because I didn't sum it up, I didn't get a point in "E" either.						
My Teacher's Place to Collect and Chart							
When I look at the Response Check Sheet, I realize that I need to get better at...							



Charting My Progress!

Name _____

Assignment	Date	A	C	E	My Score	Peer Evaluation Score	Teacher Score
The Salamander Room	10/31/08	X	X	X	3		
		X		X		2	
My Teacher's Place to Collect and Chart							
When I look at the Response Check Sheet, I realize that I need to get better at...	Now I understand that I need to write down details and examples from the story. I just re-told the story, and that's why my Peer evaluator didn't give me a point in "C."						
My Teacher's Place to Collect and Chart							
When I look at the Response Check Sheet, I realize that I need to get better at...							



Charting My Progress!

Name _____


Assignment	Date	A	C	E	My Score	Peer Evaluation Score	Teacher Score	
Simple Interest #24	1/22/08	X	X		2	1		
		X				Juan		
Formulas #10	1/29/08	X	X		2	1		
		X				Adrienne		
Proportions #3	2/04/08	X	X		2			1
		X						
When I look at the Response Check Sheet, I realize that I need to get better at...	C & E. I thought I showed my plan, but everyone says that I am not explaining it step by step. I need to label it better.							
My Teacher's Place to Collect and Chart								
When I look at the Response Check Sheet, I realize that I need to get better at...								





Name _____

Assignment	Date	A	C	E/ S	My Score	Peer Evaluation Score	Peer Evaluation Score	Teacher Score
Collect and Chart								
When I look at the Response Check Sheet, I realize that I need to get better at...								
Collect and Chart								
When I look at the Response Check Sheet, I realize that I need to get better at...								



Scaffold # 3

A: _____

C/E: _____

S? _____



Your answer will be scored primarily on the following rubric.
(Teacher note: The following checklist is general & for student use.)

8th Grade Math Rubric

Score	Expectations
Full Credit 3	<ul style="list-style-type: none">Your response addresses all parts of the question clearly and correctly. You use and label the proper math terms in your answer.Your response shows all the steps you took to solve the problem.
Partial Credit 2	<ul style="list-style-type: none">Your response addresses most parts of the question correctly.Your response does not show all of your work or does not completely explain the steps you took to solve the problem.
Minimal Credit 1	<ul style="list-style-type: none">Your response addresses only one part of the question correctly and explains the steps you took to solve that one part. In answering the remaining parts of the question, your response is incomplete or incorrect.Your response does not show all of your work or does not explain all the steps you took to solve the problem.
No Credit 0	<ul style="list-style-type: none">Your response is incorrect.You did not attempt the problem.

"KIDSPEAK"

Which words or phrases match ACE?

A

Answer: Write your answer.

Question (s):

C

Compute: Pick the correct operation or plan (+ - X). Calculate the answer by working it out or by drawing a picture.

Answer (s):

E

Explain: Explain your thought process and how you got the solution to the problem.

